

Stand Activity Summary for
McCOMB SCHOOLS
 16 3N 7E

Filters Applied: County:
 Client Class:
 District:
 Client: McCOMB SCHOOLS
 STR: 16 3N 7E
 Activity:
 Year: 2012 Through 2021

STR	Strata	Stand	Activity	Acre	Est. Cost	Est. Revenue
2013						
16 3N 7E	1	1	ation Control, Chemical, MRVM (Mid Rotation Vegetative Mgmt), Machine, Combir	2	\$183.60	\$0.00
16 3N 7E	1	3	ation Control, Chemical, MRVM (Mid Rotation Vegetative Mgmt), Machine, Combir	18	\$1,597.50	\$0.00
16 3N 7E	1	5	ation Control, Chemical, MRVM (Mid Rotation Vegetative Mgmt), Machine, Combir	5	\$444.60	\$0.00
16 3N 7E	1	7	ation Control, Chemical, MRVM (Mid Rotation Vegetative Mgmt), Machine, Combir	2	\$152.10	\$0.00
16 3N 7E	1	8	ation Control, Chemical, MRVM (Mid Rotation Vegetative Mgmt), Machine, Combir	2	\$190.80	\$0.00
16 3N 7E	1	10	ation Control, Chemical, MRVM (Mid Rotation Vegetative Mgmt), Machine, Combir	1	\$63.00	\$0.00
16 3N 7E	1	11	ation Control, Chemical, MRVM (Mid Rotation Vegetative Mgmt), Machine, Combir	2	\$190.80	\$0.00
16 3N 7E	1	19	ation Control, Chemical, MRVM (Mid Rotation Vegetative Mgmt), Machine, Combir	51	\$4,632.30	\$0.00
16 3N 7E	1	22	ation Control, Chemical, MRVM (Mid Rotation Vegetative Mgmt), Machine, Combir	1	\$122.40	\$0.00
16 3N 7E	1	32	ation Control, Chemical, MRVM (Mid Rotation Vegetative Mgmt), Machine, Combir	15	\$1,305.00	\$0.00
16 3N 7E	1	38	ation Control, Chemical, MRVM (Mid Rotation Vegetative Mgmt), Machine, Combir	4	\$322.20	\$0.00
16 3N 7E	1	39	ation Control, Chemical, MRVM (Mid Rotation Vegetative Mgmt), Machine, Combir	8	\$713.70	\$0.00
16 3N 7E	1	41	ation Control, Chemical, MRVM (Mid Rotation Vegetative Mgmt), Machine, Combir	5	\$436.50	\$0.00
16 3N 7E	1	44	ation Control, Chemical, MRVM (Mid Rotation Vegetative Mgmt), Machine, Combir	1	\$106.20	\$0.00
16 3N 7E	1	53	ation Control, Chemical, MRVM (Mid Rotation Vegetative Mgmt), Machine, Combir	8	\$757.80	\$0.00
16 3N 7E	1	55	ation Control, Chemical, MRVM (Mid Rotation Vegetative Mgmt), Machine, Combir	24	\$2,169.00	\$0.00
16 3N 7E	1	61	ation Control, Chemical, MRVM (Mid Rotation Vegetative Mgmt), Machine, Combir	6	\$528.30	\$0.00
16 3N 7E	1	62	ation Control, Chemical, MRVM (Mid Rotation Vegetative Mgmt), Machine, Combir	2	\$166.50	\$0.00

STR	Strata	Stand	Activity	Acre	Est. Cost	Est. Revenue
16 3N 7E	1	64	ation Control, Chemical, MRVM (Mid Rotation Vegetative Mgmt), Machine, Combir	3	\$254.70	\$0.00
16 3N 7E	1	71	ation Control, Chemical, MRVM (Mid Rotation Vegetative Mgmt), Machine, Combir	21	\$1,861.20	\$0.00
16 3N 7E	1	73	ation Control, Chemical, MRVM (Mid Rotation Vegetative Mgmt), Machine, Combir	1	\$103.50	\$0.00
16 3N 7E	1	74	ation Control, Chemical, MRVM (Mid Rotation Vegetative Mgmt), Machine, Combir	4	\$384.30	\$0.00
16 3N 7E	1	76	ation Control, Chemical, MRVM (Mid Rotation Vegetative Mgmt), Machine, Combir	9	\$817.20	\$0.00
16 3N 7E	1	88	ation Control, Chemical, MRVM (Mid Rotation Vegetative Mgmt), Machine, Combir	1	\$81.90	\$0.00
16 3N 7E	1	89	ation Control, Chemical, MRVM (Mid Rotation Vegetative Mgmt), Machine, Combir	0	\$26.10	\$0.00
16 3N 7E	1	96	ation Control, Chemical, MRVM (Mid Rotation Vegetative Mgmt), Machine, Combir	5	\$491.40	\$0.00
16 3N 7E	1	98	ation Control, Chemical, MRVM (Mid Rotation Vegetative Mgmt), Machine, Combir	70	\$6,283.80	\$0.00
16 3N 7E	1	104	ation Control, Chemical, MRVM (Mid Rotation Vegetative Mgmt), Machine, Combir	2	\$174.60	\$0.00
16 3N 7E	1	105	ation Control, Chemical, MRVM (Mid Rotation Vegetative Mgmt), Machine, Combir	0	\$27.00	\$0.00
Yearly Totals				273	\$24,588.00	\$0.00

2014

16 3N 7E	2	28	Harvest, Mechanical, Final, Machine, Loblolly	31	\$1,085.00	\$25,916.00
16 3N 7E	2	33	Harvest, Mechanical, Final, Machine, Loblolly	3	\$105.00	\$2,553.00
16 3N 7E	2	120	Harvest, Mechanical, Final, Machine, Loblolly	4	\$140.00	\$3,172.00
16 3N 7E	3	9	Harvest, Mechanical, Final, Machine, Loblolly	19	\$4,275.00	\$67,890.42
16 3N 7E	3	12	Harvest, Mechanical, Final, Machine, Loblolly	10	\$2,250.00	\$35,731.80
16 3N 7E	3	24	Harvest, Mechanical, Final, Machine, Loblolly	12	\$600.00	\$42,878.16
16 3N 7E	3	42	Harvest, Mechanical, Final, Machine, Loblolly	3	\$150.00	\$10,719.54
16 3N 7E	3	47	Harvest, Mechanical, Final, Machine, Loblolly	1	\$50.00	\$3,573.18
Yearly Totals				83	\$8,655.00	\$192,434.10

2015

STR	Strata	Stand	Activity	Acre	Est. Cost	Est. Revenue
16 3N 7E	2	28	Site Preparation, Chemical, Broadcast, Aerial, Combination	31	\$2,790.00	\$0.00
16 3N 7E	2	33	Site Preparation, Chemical, Broadcast, Hand, Combination	3	\$300.00	\$0.00
16 3N 7E	2	78	Harvest, Mechanical, Final, Machine, Loblolly	46	\$1,610.00	\$63,020.00
16 3N 7E	2	120	Site Preparation, Chemical, Band, Hand, Combination	4	\$400.00	\$0.00
16 3N 7E	3	9	Site Preparation, Chemical, Broadcast, Aerial, Combination	19	\$2,850.00	\$0.00
16 3N 7E	3	12	Site Preparation, Chemical, Broadcast, Aerial, Combination	10	\$1,500.00	\$0.00
16 3N 7E	3	24	Site Preparation, Chemical, Broadcast, Aerial, Combination	12	\$1,800.00	\$0.00
16 3N 7E	3	42	Site Preparation, Chemical, Broadcast, Aerial, Combination	3	\$450.00	\$0.00
16 3N 7E	3	47	Site Preparation, Chemical, Broadcast, Aerial, Combination	1	\$150.00	\$0.00

Yearly Totals

129

\$11,850.00

\$63,020.00

2016

16 3N 7E	2	28	Regeneration, Artificial, Plant, Hand, Loblolly	31	\$3,875.00	\$0.00
16 3N 7E	2	33	Regeneration, Artificial, Plant, Hand, Loblolly	3	\$375.00	\$0.00
16 3N 7E	2	78	Site Preparation, Chemical, Broadcast, Aerial, Combination	46	\$4,140.00	\$0.00
16 3N 7E	2	83	Harvest, Mechanical, Final, Machine, Loblolly	5	\$175.00	\$4,180.00
16 3N 7E	2	86	Harvest, Mechanical, Final, Machine, Loblolly	2	\$70.00	\$1,672.00
16 3N 7E	2	92	Harvest, Mechanical, Final, Machine, Loblolly	4	\$140.00	\$3,344.00
16 3N 7E	2	99	Harvest, Mechanical, Final, Machine, Loblolly	1	\$35.00	\$836.00
16 3N 7E	2	100	Harvest, Mechanical, Final, Machine, Loblolly	15	\$525.00	\$12,540.00
16 3N 7E	2	108	Harvest, Mechanical, Final, Machine, Loblolly	1	\$35.00	\$836.00
16 3N 7E	2	120	Regeneration, Artificial, Plant, Hand, Loblolly	4	\$500.00	\$0.00
16 3N 7E	3	9	Regeneration, Artificial, Plant, Hand, Loblolly	19	\$2,850.00	\$0.00
16 3N 7E	3	12	Regeneration, Artificial, Plant, Hand, Loblolly	10	\$1,500.00	\$0.00

STR	Strata	Stand	Activity	Acre	Est. Cost	Est. Revenue
16 3N 7E	3	24	Regeneration, Artificial, Plant, Hand, Loblolly	12	\$1,800.00	\$0.00
16 3N 7E	3	42	Regeneration, Artificial, Plant, Hand, Loblolly	3	\$450.00	\$0.00
16 3N 7E	3	47	Regeneration, Artificial, Plant, Hand, Loblolly	1	\$150.00	\$0.00
Yearly Totals				157	\$16,620.00	\$23,408.00

2017

16 3N 7E	2	78	Regeneration, Artificial, Plant, Hand, Loblolly	46	\$5,750.00	\$0.00
16 3N 7E	2	83	Site Preparation, Chemical, Broadcast, Hand, Woody	5	\$500.00	\$0.00
16 3N 7E	2	86	Site Preparation, Chemical, Broadcast, Hand, Combination	2	\$200.00	\$0.00
16 3N 7E	2	92	Site Preparation, Chemical, Broadcast, Hand, Woody	4	\$400.00	\$0.00
16 3N 7E	2	99	Site Preparation, Chemical, Broadcast, Hand, Combination	1	\$100.00	\$0.00
16 3N 7E	2	100	Site Preparation, Chemical, Broadcast, Hand, Combination	15	\$1,500.00	\$0.00
16 3N 7E	2	108	Site Preparation, Chemical, Broadcast, Hand, Combination	1	\$100.00	\$0.00
Yearly Totals				74	\$8,550.00	\$0.00

2018

16 3N 7E	2	83	Regeneration, Artificial, Plant, Hand, Loblolly	5	\$625.00	\$0.00
16 3N 7E	2	86	Regeneration, Artificial, Plant, Hand, Loblolly	2	\$250.00	\$0.00
16 3N 7E	2	92	Regeneration, Artificial, Plant, Hand, Loblolly	4	\$500.00	\$0.00
16 3N 7E	2	99	Regeneration, Artificial, Plant, Hand, Loblolly	1	\$125.00	\$0.00
16 3N 7E	2	100	Regeneration, Artificial, Plant, Hand, Loblolly	15	\$1,875.00	\$0.00
16 3N 7E	2	108	Regeneration, Artificial, Plant, Hand, Loblolly	1	\$125.00	\$0.00
Yearly Totals				28	\$3,500.00	\$0.00

2019

16 3N 7E	1	32	Harvest, Mechanical, Final, Machine, Loblolly	15	\$675.00	\$4,800.00
16 3N 7E	1	61	Harvest, Mechanical, Final, Machine, Loblolly	6	\$270.00	\$1,920.00

STR	Strata	Stand	Activity	Acre	Est. Cost	Est. Revenue
16 3N 7E	1	64	Harvest, Mechanical, Final, Machine, Loblolly	3	\$135.00	\$960.00
16 3N 7E	1	71	Harvest, Mechanical, Final, Machine, Loblolly	21	\$945.00	\$6,720.00
16 3N 7E	1	73	Harvest, Mechanical, Final, Machine, Loblolly	1	\$45.00	\$320.00
16 3N 7E	1	74	Harvest, Mechanical, Final, Machine, Loblolly	4	\$180.00	\$1,280.00
16 3N 7E	1	76	Harvest, Mechanical, Final, Machine, Loblolly	9	\$405.00	\$2,880.00
16 3N 7E	1	88	Harvest, Mechanical, Final, Machine, Loblolly	1	\$45.00	\$320.00
16 3N 7E	1	89	Harvest, Mechanical, Final, Machine, Loblolly	1	\$45.00	\$320.00
16 3N 7E	1	98	Harvest, Mechanical, Final, Machine, Loblolly	70	\$3,150.00	\$22,400.00
16 3N 7E	4	117	Harvest, Mechanical, 2nd Thin, Machine, Loblolly	2	\$70.00	\$650.00
16 3N 7E	4	118	Harvest, Mechanical, 2nd Thin, Machine, Loblolly	1	\$45.00	\$100.00
16 3N 7E	4	119	Harvest, Mechanical, 2nd Thin, Machine, Loblolly	9	\$405.00	\$3,600.00
Yearly Totals				143	\$6,415.00	\$46,270.00

2020

16 3N 7E	1	1	Harvest, Mechanical, Thin, Machine, Loblolly	2	\$90.00	\$905.52
16 3N 7E	1	3	Harvest, Mechanical, Thin, Machine, Loblolly	18	\$798.75	\$8,036.49
16 3N 7E	1	5	Harvest, Mechanical, Thin, Machine, Loblolly	5	\$222.30	\$2,637.76
16 3N 7E	1	8	Harvest, Mechanical, Thin, Machine, Loblolly	2	\$95.40	\$1,132.00
16 3N 7E	1	19	Harvest, Mechanical, Thin, Machine, Loblolly	51	\$2,295.00	\$27,231.96
16 3N 7E	1	22	Harvest, Mechanical, Thin, Machine, Loblolly	1	\$45.00	\$572.54
16 3N 7E	1	38	Harvest, Mechanical, Thin, Machine, Loblolly	4	\$161.10	\$1,911.58
16 3N 7E	1	39	Harvest, Mechanical, Thin, Machine, Loblolly	8	\$356.85	\$4,234.30
16 3N 7E	1	41	Harvest, Mechanical, Thin, Machine, Loblolly	5	\$218.25	\$2,589.71
16 3N 7E	1	62	Harvest, Mechanical, Thin, Machine, Loblolly	2	\$83.25	\$987.83

STR	Strata	Stand	Activity	Acre	Est. Cost	Est. Revenue
16 3N 7E	4	117	ation Control, Chemical, MRVM (Mid Rotation Vegetative Mgmt), Machine, Combir	2	\$200.00	\$0.00
16 3N 7E	4	118	ation Control, Chemical, MRVM (Mid Rotation Vegetative Mgmt), Machine, Combir	1	\$100.00	\$0.00
16 3N 7E	4	119	ation Control, Chemical, MRVM (Mid Rotation Vegetative Mgmt), Machine, Combir	9	\$900.00	\$0.00
Yearly Totals				109	\$5,565.90	\$50,239.68

2021

16 3N 7E	1	7	Harvest, Mechanical, Thin, Machine, Loblolly	2	\$90.00	\$504.00
16 3N 7E	1	10	Harvest, Mechanical, Thin, Machine, Loblolly	1	\$45.00	\$396.00
16 3N 7E	1	11	Harvest, Mechanical, Thin, Machine, Loblolly	2	\$90.00	\$936.00
16 3N 7E	1	44	Harvest, Mechanical, Thin, Machine, Loblolly	1	\$53.10	\$552.24
16 3N 7E	1	53	Harvest, Mechanical, Thin, Machine, Loblolly	8	\$378.90	\$4,820.79
16 3N 7E	1	55	Harvest, Mechanical, Thin, Machine, Loblolly	24	\$1,084.50	\$13,798.21
16 3N 7E	1	96	Harvest, Mechanical, Thin, Machine, Loblolly	5	\$245.70	\$3,126.07
16 3N 7E	1	104	Harvest, Mechanical, Thin, Machine, Loblolly	2	\$90.00	\$68,504.00
16 3N 7E	1	105	Harvest, Mechanical, Thin, Machine, Loblolly	1	\$45.00	\$572.54
16 3N 7E	5	54	Technical, Maintain, Update, Hand, Management Plan	4	\$7.40	\$0.00
16 3N 7E	5	56	Technical, Maintain, Update, Hand, Management Plan	2	\$4.00	\$0.00
16 3N 7E	5	67	Technical, Maintain, Update, Hand, Management Plan	15	\$29.20	\$0.00
16 3N 7E	5	90	Technical, Maintain, Update, Hand, Management Plan	3	\$5.78	\$0.00
16 3N 7E	6	4	Technical, Maintain, Update, Hand, Management Plan	0	\$0.52	\$0.00
16 3N 7E	6	26	Technical, Maintain, Update, Hand, Management Plan	1	\$2.98	\$0.00
16 3N 7E	6	34	Technical, Maintain, Update, Hand, Management Plan	1	\$3.00	\$0.00
16 3N 7E	6	40	Technical, Maintain, Update, Hand, Management Plan	12	\$36.00	\$0.00
16 3N 7E	6	58	Technical, Maintain, Update, Hand, Management Plan	4	\$8.32	\$0.00

STR	Strata	Stand	Activity	Acre	Est. Cost	Est. Revenue
16 3N 7E	6	66	Technical, Maintain, Update, Hand, Management Plan	4	\$8.88	\$0.00
16 3N 7E	6	68	Technical, Maintain, Update, Hand, Management Plan	3	\$6.00	\$0.00
16 3N 7E	6	69	Technical, Maintain, Update, Hand, Management Plan	18	\$54.00	\$0.00
16 3N 7E	6	70	Technical, Maintain, Update, Hand, Management Plan	5	\$9.44	\$0.00
16 3N 7E	6	72	Technical, Maintain, Update, Hand, Management Plan	4	\$8.40	\$0.00
Yearly Totals				124	\$2,306.12	\$93,209.85
Grand Totals				1.120	\$88,050.02	\$468,581.63

Stand Activity Summary for
McCOMB SCHOOLS
16 3N 7E

Filters Applied: County:
Client Class:
District:
Client: McCOMB SCHOOLS
STR: 16 3N 7E
Activity: Harvest
Year: 2012 Through 2021

STR	Strata	Stand	Activity	Acre	Est. Cost	Est. Revenue
2014						
16 3N 7E	2	28	Harvest, Mechanical, Final, Machine, Loblolly	31	\$1,085.00	\$25,916.00
16 3N 7E	2	33	Harvest, Mechanical, Final, Machine, Loblolly	3	\$105.00	\$2,553.00
16 3N 7E	2	120	Harvest, Mechanical, Final, Machine, Loblolly	4	\$140.00	\$3,172.00
16 3N 7E	3	9	Harvest, Mechanical, Final, Machine, Loblolly	19	\$4,275.00	\$67,890.42
16 3N 7E	3	12	Harvest, Mechanical, Final, Machine, Loblolly	10	\$2,250.00	\$35,731.80
16 3N 7E	3	24	Harvest, Mechanical, Final, Machine, Loblolly	12	\$600.00	\$42,878.16
16 3N 7E	3	42	Harvest, Mechanical, Final, Machine, Loblolly	3	\$150.00	\$10,719.54
16 3N 7E	3	47	Harvest, Mechanical, Final, Machine, Loblolly	1	\$50.00	\$3,573.18
Yearly Totals				83	\$8,655.00	\$192,434.10
2015						
16 3N 7E	2	78	Harvest, Mechanical, Final, Machine, Loblolly	46	\$1,610.00	\$63,020.00
Yearly Totals				46	\$1,610.00	\$63,020.00
2016						
16 3N 7E	2	83	Harvest, Mechanical, Final, Machine, Loblolly	5	\$175.00	\$4,180.00
16 3N 7E	2	86	Harvest, Mechanical, Final, Machine, Loblolly	2	\$70.00	\$1,672.00
16 3N 7E	2	92	Harvest, Mechanical, Final, Machine, Loblolly	4	\$140.00	\$3,344.00
16 3N 7E	2	99	Harvest, Mechanical, Final, Machine, Loblolly	1	\$35.00	\$836.00
16 3N 7E	2	100	Harvest, Mechanical, Final, Machine, Loblolly	15	\$525.00	\$12,540.00

STR	Strata	Stand	Activity	Acre	Est. Cost	Est. Revenue
16 3N 7E	2	108	Harvest, Mechanical, Final, Machine, Loblolly	1	\$35.00	\$836.00

Yearly Totals				28	\$980.00	\$23,408.00
----------------------	--	--	--	-----------	-----------------	--------------------

2019

16 3N 7E	1	32	Harvest, Mechanical, Final, Machine, Loblolly	15	\$675.00	\$4,800.00
16 3N 7E	1	61	Harvest, Mechanical, Final, Machine, Loblolly	6	\$270.00	\$1,920.00
16 3N 7E	1	64	Harvest, Mechanical, Final, Machine, Loblolly	3	\$135.00	\$960.00
16 3N 7E	1	71	Harvest, Mechanical, Final, Machine, Loblolly	21	\$945.00	\$6,720.00
16 3N 7E	1	73	Harvest, Mechanical, Final, Machine, Loblolly	1	\$45.00	\$320.00
16 3N 7E	1	74	Harvest, Mechanical, Final, Machine, Loblolly	4	\$180.00	\$1,280.00
16 3N 7E	1	76	Harvest, Mechanical, Final, Machine, Loblolly	9	\$405.00	\$2,880.00
16 3N 7E	1	88	Harvest, Mechanical, Final, Machine, Loblolly	1	\$45.00	\$320.00
16 3N 7E	1	89	Harvest, Mechanical, Final, Machine, Loblolly	1	\$45.00	\$320.00
16 3N 7E	1	98	Harvest, Mechanical, Final, Machine, Loblolly	70	\$3,150.00	\$22,400.00
16 3N 7E	4	117	Harvest, Mechanical, 2nd Thin, Machine, Loblolly	2	\$70.00	\$650.00
16 3N 7E	4	118	Harvest, Mechanical, 2nd Thin, Machine, Loblolly	1	\$45.00	\$100.00
16 3N 7E	4	119	Harvest, Mechanical, 2nd Thin, Machine, Loblolly	9	\$405.00	\$3,600.00

Yearly Totals				143	\$6,415.00	\$46,270.00
----------------------	--	--	--	------------	-------------------	--------------------

2020

16 3N 7E	1	1	Harvest, Mechanical, Thin, Machine, Loblolly	2	\$90.00	\$905.52
16 3N 7E	1	3	Harvest, Mechanical, Thin, Machine, Loblolly	18	\$798.75	\$8,036.49
16 3N 7E	1	5	Harvest, Mechanical, Thin, Machine, Loblolly	5	\$222.30	\$2,637.76
16 3N 7E	1	8	Harvest, Mechanical, Thin, Machine, Loblolly	2	\$95.40	\$1,132.00
16 3N 7E	1	19	Harvest, Mechanical, Thin, Machine, Loblolly	51	\$2,295.00	\$27,231.96

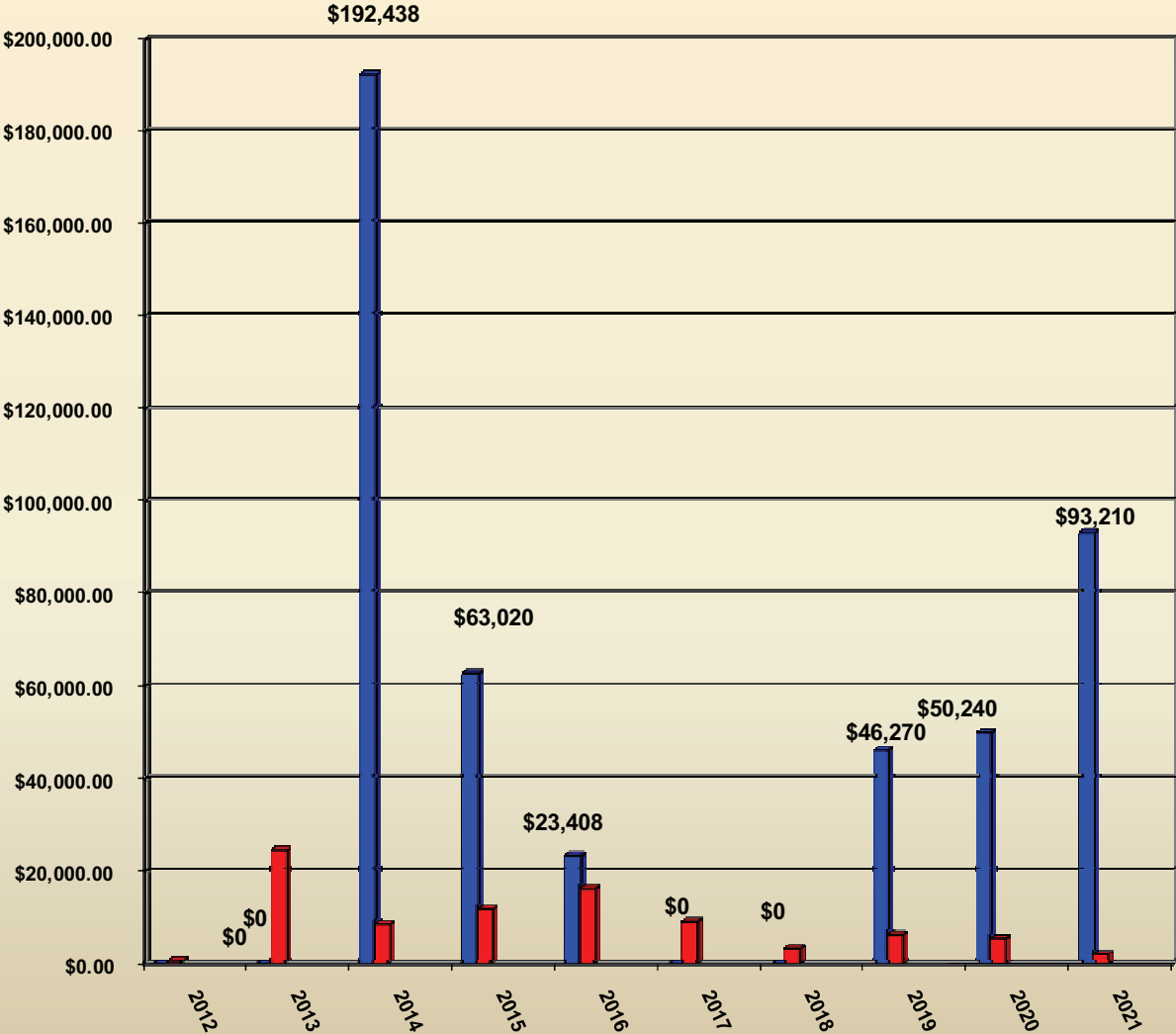
STR	Strata	Stand	Activity	Acre	Est. Cost	Est. Revenue
16 3N 7E	1	22	Harvest, Mechanical, Thin, Machine, Loblolly	1	\$45.00	\$572.54
16 3N 7E	1	38	Harvest, Mechanical, Thin, Machine, Loblolly	4	\$161.10	\$1,911.58
16 3N 7E	1	39	Harvest, Mechanical, Thin, Machine, Loblolly	8	\$356.85	\$4,234.30
16 3N 7E	1	41	Harvest, Mechanical, Thin, Machine, Loblolly	5	\$218.25	\$2,589.71
16 3N 7E	1	62	Harvest, Mechanical, Thin, Machine, Loblolly	2	\$83.25	\$987.83
Yearly Totals				97	\$4,365.90	\$50,239.68
2021						
16 3N 7E	1	7	Harvest, Mechanical, Thin, Machine, Loblolly	2	\$90.00	\$504.00
16 3N 7E	1	10	Harvest, Mechanical, Thin, Machine, Loblolly	1	\$45.00	\$396.00
16 3N 7E	1	11	Harvest, Mechanical, Thin, Machine, Loblolly	2	\$90.00	\$936.00
16 3N 7E	1	44	Harvest, Mechanical, Thin, Machine, Loblolly	1	\$53.10	\$552.24
16 3N 7E	1	53	Harvest, Mechanical, Thin, Machine, Loblolly	8	\$378.90	\$4,820.79
16 3N 7E	1	55	Harvest, Mechanical, Thin, Machine, Loblolly	24	\$1,084.50	\$13,798.21
16 3N 7E	1	96	Harvest, Mechanical, Thin, Machine, Loblolly	5	\$245.70	\$3,126.07
16 3N 7E	1	104	Harvest, Mechanical, Thin, Machine, Loblolly	2	\$90.00	\$68,504.00
16 3N 7E	1	105	Harvest, Mechanical, Thin, Machine, Loblolly	1	\$45.00	\$572.54
Yearly Totals				47	\$2,122.20	\$93,209.85
Grand Totals				444	\$24,148.10	\$468,581.63

Property Activities Report

Filters Applied: County:
 Client Class:
 District:
 Client: McCOMB SCHOOLS
 STR: 16 3N 7E
 Year: 2012 Through 2021

Client Name	Plan Year	STR	Act. Name	Method	Practice	Application	Est. Cost	Act. Object	Est. Miles
McCOMB SCHOOLS									
	2012								
		16 3N 7E							
			Property Activities						
				Maintain	Paint	Hand	\$633.60	Property Boundary	2
						Totals	\$633.60		2
						Summary for 'PlanYear' = 2012			
						Totals	\$633.60		2
	2017								
		16 3N 7E							
			Property Activities						
				Maintain	Paint	Hand	\$633.60	Property Boundary	2
						Totals	\$633.60		2
						Summary for 'PlanYear' = 2017			
						Totals	\$633.60		2
						Summary for McCOMB SCHOOLS			
						Totals	\$1,267.20		4
Grand Totals							\$1,267.20		4

MCCOMB SCHOOL BOARD REVENUE – EXPENSES 2012-2021



■ REVENUE
■ EXPENSE

These are estimated Revenue and Expenses

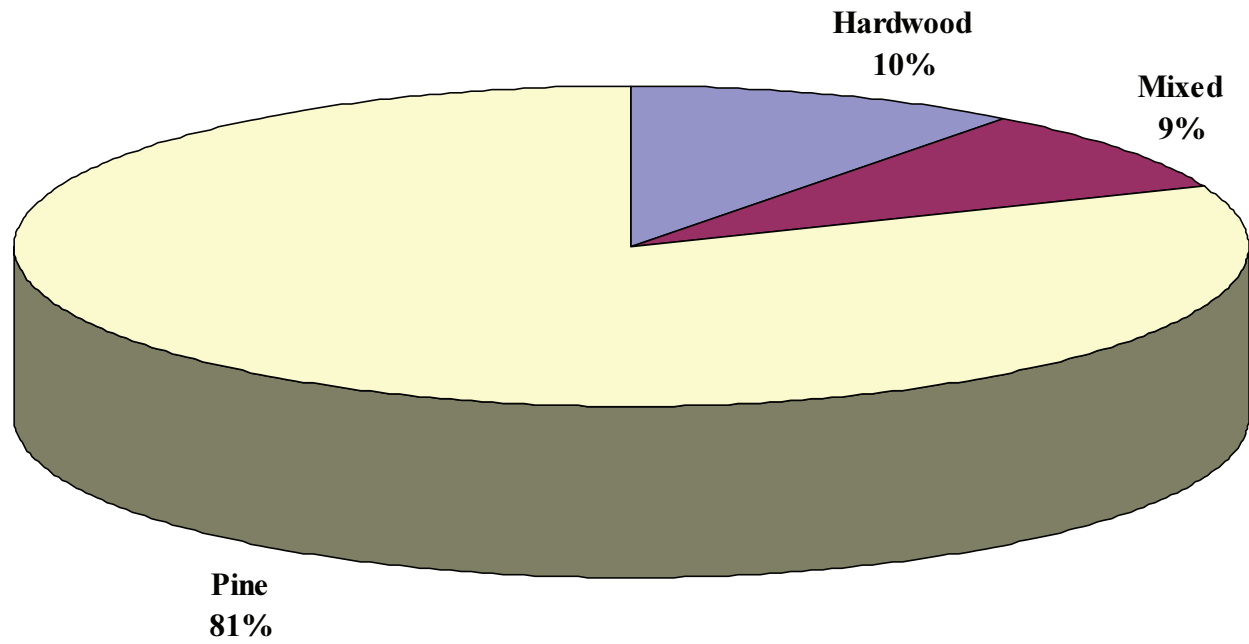
Filters Applied:

County:
Client Class:

District:
Client: McCOMB SCHOOLS

STR: 16 3N 7E

Broad Cover Type Distribution



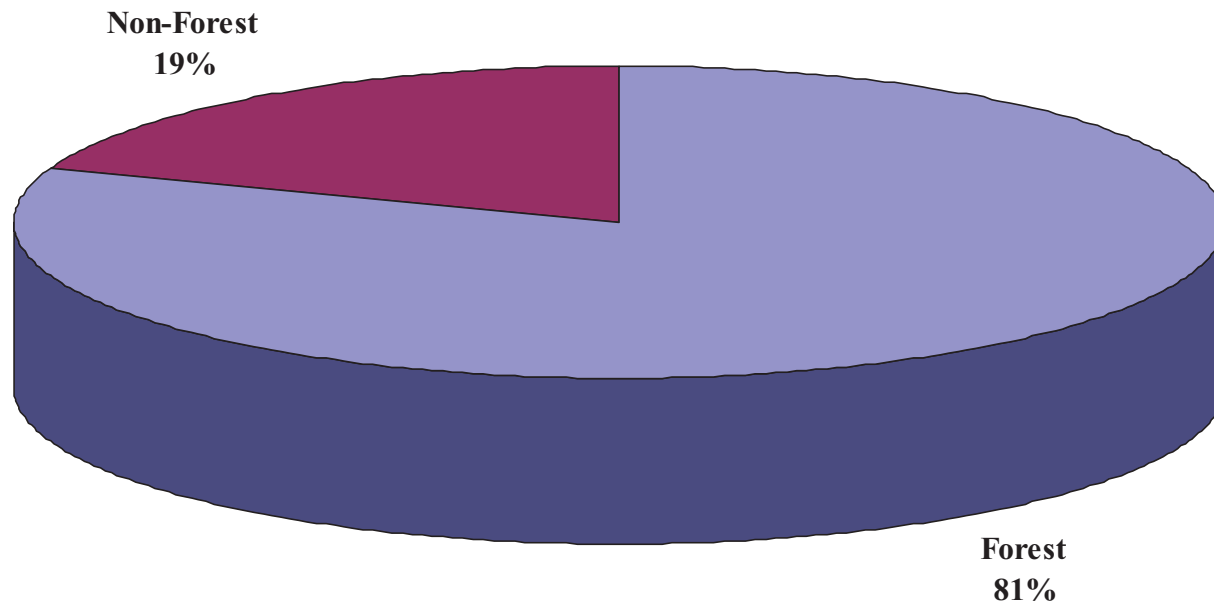
Filters Applied:

County:
Client Class:

District:
Client: McCOMB SCHOOLS

STR:

Land Use Distribution



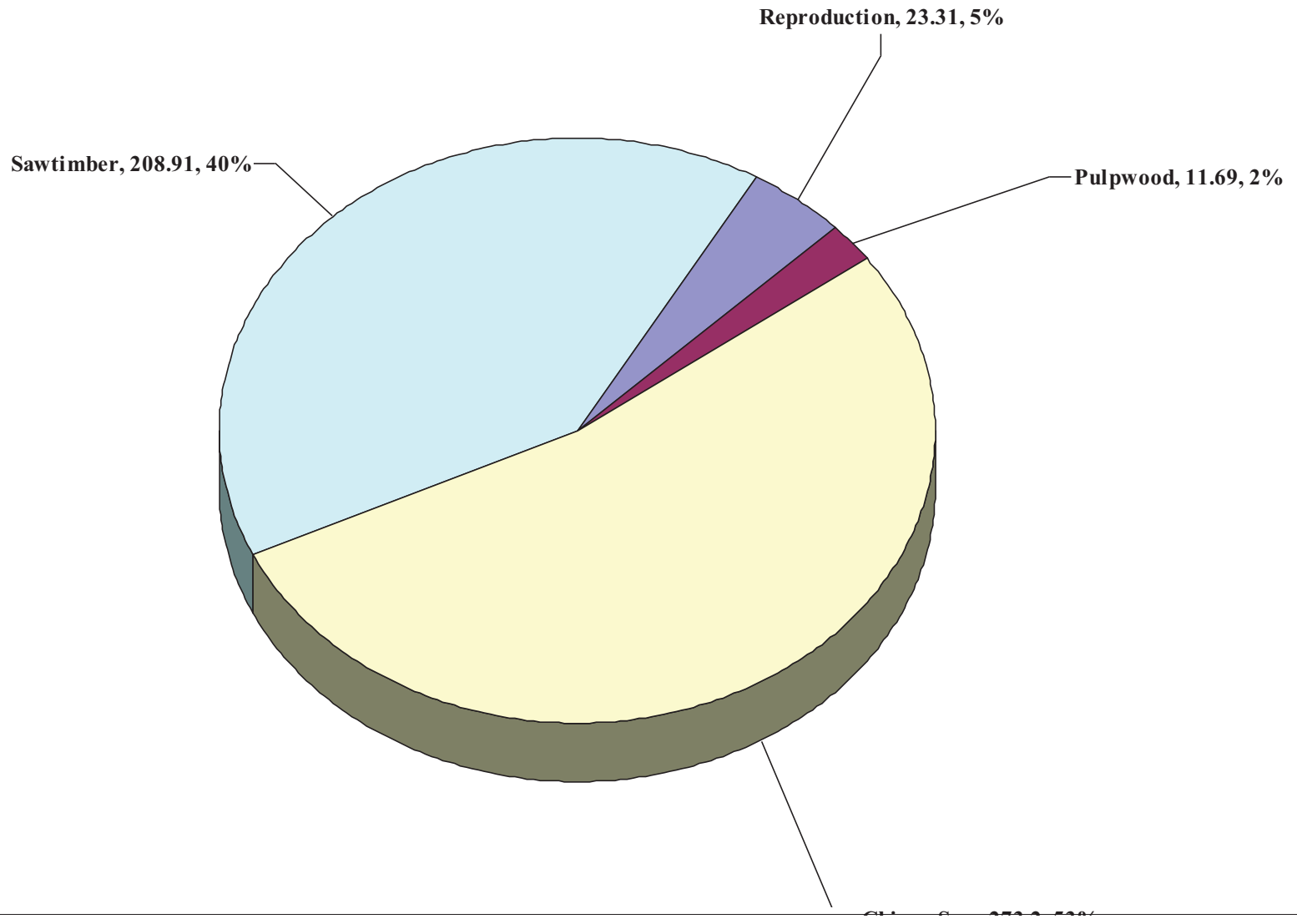
Filters Applied:

County:
Client Class:

District:
Client: McCOMB SCHOOLS

STR:

Forested Stands Class Distribution by Acres



Filters Applied:

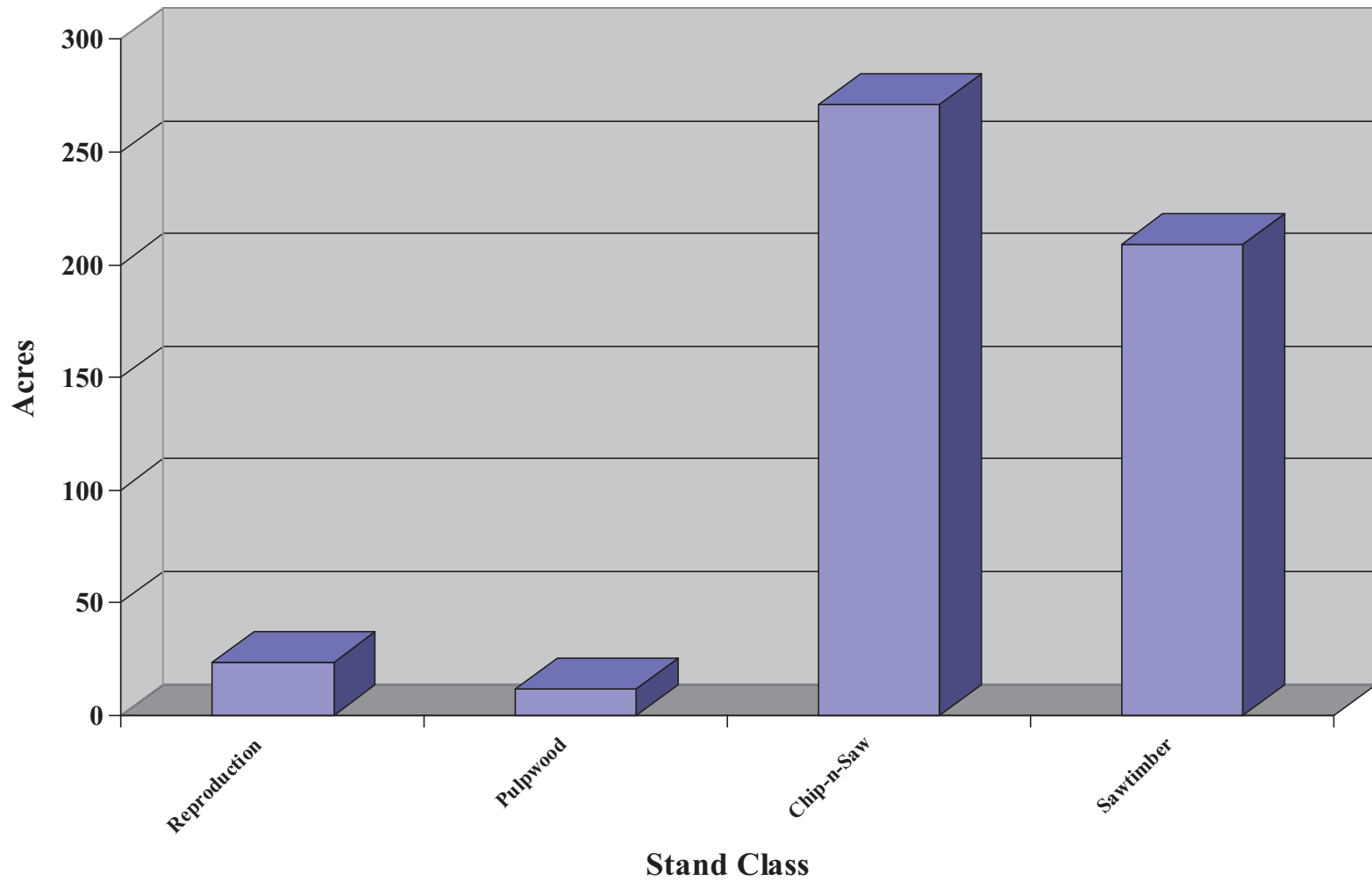
County:
District:

Client: McCOMB SCHOOLS
STR:

Broad Cover Type:
Client Class:

Stand Age: Through

Forested Stands Graph



Filters Applied:

County:
District:

Client: McCOMB SCHOOLS
STR:

Broad Cover Type:
Client Class:

Stand Age: Through

Age Distribution Graph

